


★ MADE IN THE ★
USA
 WITH DOMESTIC AND
 IMPORTED COMPONENTS



REFLECTIX® SUBMITTAL SHEET

Concrete Slab Insulation

The Reflectix® Concrete Slab Insulation is an innovative, easy to handle product that increases the energy efficiency of radiant floor and snow melt systems (under concrete). The foil, within the product, acts to spread out the heat signature of heating coils, resulting in a more even floor/slab surface temperature.

PRODUCT DESCRIPTION

Reflectix® Concrete Slab Insulation consists of seven layers. The first layer of white poly is bonded to foil to protect from lime in curing concrete. Each outer layer is bonded to a tough layer of polyethylene for strength. Two inner layers of insulating bubbles resist conductive heat flow while a center layer of polyethylene gives Reflectix® high reliability and strength.

BENEFITS

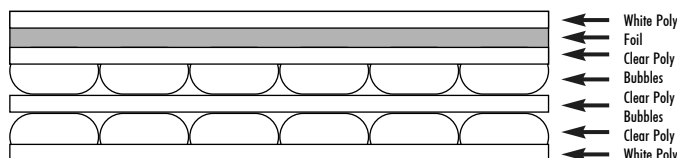
- Non-toxic / non-carcinogenic
- Costs less to install
- Lowers heating and cooling costs year-round
- Not affected by moisture or humidity
- Resists growth of fungi, mold and mildew
- Moisture barrier - Vapor / radon retarder
- Fiber-free / Lightweight and clean
- Does not promote nesting of birds, insects or rodents
- Does not require protective clothing or respirators to install
- ISO 9001:2015 Certified Manufacturing Location

PART NUMBERS / STOCK SIZES

- DBWEF48125 (48" x 125')
- DBWEF48050 (48" x 50')

APPLICATIONS

Used under concrete in radiant heating and snow melt applications, this product coats foil with a white poly surface.



Seven layers; white poly, foil, clear poly, bubbles, clear poly, bubbles and clear poly. Compression 6%.

TECHNICAL DATA

Temperature Range:	-30° to +180° F
Nominal Thickness:	5/16 inch (.312)
Weight:	1.25 oz./sq. ft.
Linear Shrinkage:	None
Water Vapor Transmission (ASTM E 96):	0.02 Perms
Puncture Resistance:	60 lb./in.
Mold and Mildew:	No Growth
Tensile Strength:	3.7 N/mm
Pliability:	No Cracking
Physical Properties - Compression:	6%



Features AT A GLANCE:

Foil is protected from lime in curing concrete

White poly shields foil from high alkaline content in soil

Reflectix reduces/eliminates ground water intrusion into the slab


WAREHOUSE LOCATIONS:

Markleville, IN · Phoenix, AZ
 Greenville, SC · Needham, MA

Reflectix, Inc.

A Division of Balkan Innovations Inc.

#1 School St. (PO Box 108)
 Markleville, IN 46056
 (800) 879-3645
 Fax: (765) 533-2327
 www.reflectixinc.com



TESTING & CERTIFICATIONS

- Thermal Performance ASTM C518
- Fungus Resistance Mil-Std 810B Method 508
- Pliability Test
- Water Vapor Transmission ASTM E96
- Tensile Strength

MANUFACTURER'S SUGGESTED INSTALLATION INSTRUCTIONS

NOTE: Installation instructions and illustrated drawings are recommendations only, while proper local construction methods are the responsibility of the installer.

RADIANT FLOOR OVER AN EXISTING FLOOR

- Unroll the Reflectix® Concrete Slab Insulation over the existing floor prior to pouring the concrete (white poly side facing up). Cut product flush with the walls.
- Butt the seams of the product and seal with 3" wide poly tape. Note: Utilize a flat edge taping tool to assure good adhesion on all tape.
- Install Radiant Floor System per manufacturer's specifications.

RADIANT FLOOR IN A CONCRETE SLAB

- Unroll the Reflectix® Concrete Slab Insulation product over the base material prior to pouring the concrete (white poly side facing up).
- Butt the seams of the product and seal with 3" wide poly tape. Note: Utilize a flat edge taping tool to assure good adhesion on all tape.
- Install Radiant Floor System per manufacturer's specifications.

CONCRETE SLAB (SNOW MELT)

- Unroll the Reflectix® Concrete Slab Insulation product over the base material prior to pouring the concrete (white poly side facing up).
- Butt the seams of the product and seal with 3" wide poly tape. Note: Utilize a flat edge taping tool to assure good adhesion on all tape.
- Install Snow Melt System per manufacturer's specifications.