

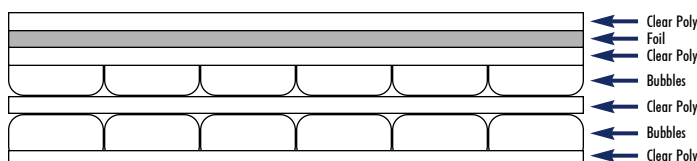


Introducing the Reflectix® Concrete Slab Insulation



Product Description:

Reflectix® Concrete Slab Insulation consists of seven layers. The first layer of clear poly is bonded to aluminum to protect from lime in curing concrete. Each outer layer is bonded to a tough layer of polyethylene for strength. Two inner layers of insulating bubbles resist conductive heat flow while a center layer of polyethylene gives Reflectix® high reliability and strength. The product includes an orange tape indicating which side of the product should be installed facing "up".



Additional Features and Benefits:



- R-value 1.1
- Enhances Radiant Floor Systems
- Vapor Retarder
- Resistance to fungi or bacteria
- Non-Toxic/Non-Carcinogenic
- Fiber Free
- Radon Retarder
- Installs Quickly and Easily
- Lightweight and Clean
- Not Affected by Moisture/Humidity
- No Nesting Characteristics for Insects
- No Need for Protective Garments or Respirators When Installing

Uses:

- Insulation (and a Vapor Moisture Retarder) under a Concrete Slab
- Insulation under a Radiant Floor System (in a Slab)
- Insulation under a Snow Melt System (in a Slab)

Technical Data:

Temperature Range:	-30 to +180 degrees F
Nominal Thickness:	5/16 inch (.312)
Weight:	1.25 oz./sq. ft.
Linear Shrinkage:	None
Water Vapor Transmission (ASTM E 96):	0.02 Perms
Puncture Resistance:	60 lb./in.
Mold and Mildew:	No Growth
Tensile Strength:	3.7 N/mm
Pliability:	No Cracking
Physical Properties - Compression:	6%



Reflectix® Concrete Slab Insulation

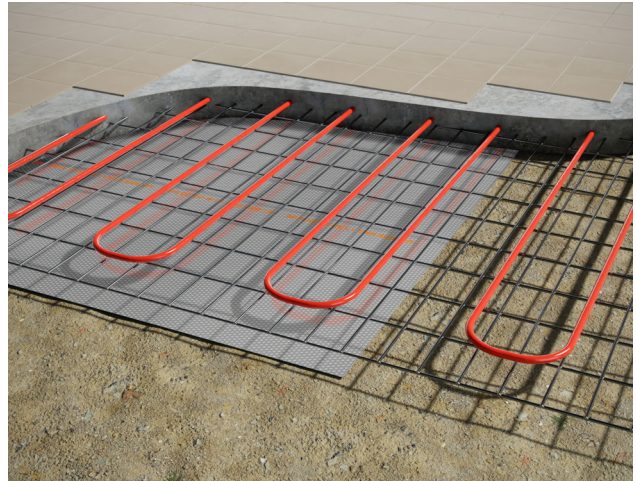

Testing and Certification:

All tests on Reflectix® Insulation are performed at either nationally approved independent laboratories or at leading universities. Tests are performed to current American Society of Testing and Materials (ASTM) Standards when a standard exists.

Test Methods:

- Thermal Performance ASTM C518
- Fungus Resistance Mil-Std 810B Method 508
- Pliability Test
- Water Vapor Transmission ASTM E96
- Tensile Strength

Resistance to fungi or bacteria: Reflectix® does not promote the growth of fungi or bacteria.



Under a Concrete Slab:

- 1) Unroll Reflectix® Concrete Slab Insulation over the sand or gravel (printed orange tape side facing up).
- 2) Butt the seams.
- 3) Seal the seams with 3" wide poly tape. All tape should be applied using a flat edge taping tool to assure good adhesion.
- 4) Install reinforcing rod and then pour the concrete as usual.

Builder's Note: Adding 1" of sand over the Reflectix® Concrete Slab Insulation will facilitate water drainage and shorten the actual curing time.

Radiant Heating in a Concrete Floor:

- 1) Unroll Reflectix® Concrete Slab Insulation over the sand or gravel (printed orange tape side facing up).
- 2) Butt the seams.
- 3) Seal the seams with 3" wide poly tape. All tape should be applied using a flat edge taping tool to assure good adhesion.
- 4) Install radiant heating and reinforcing rod, and then pour the concrete as usual.

Builder's Note: Adding 1" of sand over the Reflectix® Concrete Slab Insulation will facilitate water drainage and shorten the actual curing time.



REFLECTIVE
PRODUCTS

REFLECTIVE PRODUCTS • A Division of Balcan Innovations, Inc.
#1 School St. (POB 108) Markleville, IN 46056 • (800) 879-3645
E: customerservice@reflectixinc.com • www.reflectixinc.com

RIMA International
Reflective Insulation Manufacturers Association International

