



R-6.0

REFLECTIX® SUBMITTAL SHEET



Features AT A GLANCE:

Reflectix® Duct Insulation may be installed by wrapping rectangular or round ductwork in HVAC applications

Heating costs can be greatly reduced

Eliminate unnecessary heat loss/gain and air leakage

Helps to ensure consistent temperatures

WAREHOUSE LOCATIONS:

Markleville, IN

Phoenix, AZ

Greenville, SC

Needham, MA

Reflectix, Inc.
#1 School St. (PO Box 108)
Markleville, IN 46056
(800) 879-3645
Fax: (765) 533-2327
www.reflectixinc.com



BIG BUBBLE DUCT INSULATION R-6.0

Reflectix® Duct Insulation is an alternative to other types of fibrous insulation products. Ease of handling and quick installation make Reflectix® the first choice when selecting insulation for round or rectangular ductwork in HVAC systems. The product provides an R-6.0 when installed flush, with an overlap across the top of the duct.

PRODUCT DESCRIPTION

The Reflectix® R-6.0 Duct Insulation is a nominal 1" thick and consists of two outer reflective surfaces that enclose a center layer of polyethylene big bubbles. The product has printed code certification that runs the length of the roll. The printed information includes R-value, ASTM numbers, manufacturer's name and testing.

APPLICATIONS

Insulate external round and rectangular heating and air-conditioned duct work.

APPROVED USAGE

Residential, Commercial, Industrial and Institutional HVAC Systems

BENEFITS

- Itch and fiber-free
- Inhibits condensation
- Non-toxic / non-carcinogenic
- Lightweight and clean
- Lowers heating and cooling costs year-round
- Reflects 94%+ of radiant energy
- Costs less to install
- Requires less air space than fiberglass to achieve R-6.0
- Class A / Class 1 Fire Rating
- Does not promote nesting of birds, insects or rodents
- Resists growth of fungi, mold and mildew
- Does not require protective clothing or respirators to install
- Not affected by moisture or humidity
- Reduces heat loss or gain in a duct system
- ISO 9001:2008 certified manufacturing location

REFLECTIX® DUCT INSULATION PART NUMBERS AND STOCK SIZES

- HVBB48075 (48"x 75')

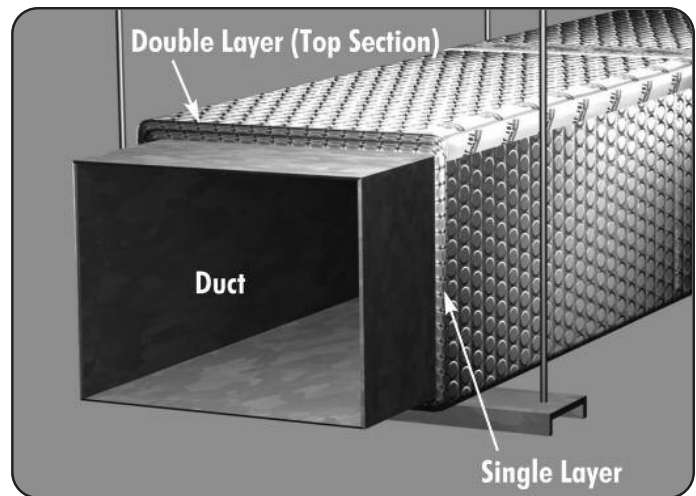
Technical Data:

Temperature Range:	-60° to +180°
Nominal Thickness:	1 inch
Weight:	1.25 oz./sq. ft.
Flame Spread Index (ASTM E 84):	Less than 25
Smoke Developed Index (ASTM E 84):	Less than 50
Fire Rating:	Class A/Class 1
Linear Shrinkage:	None
Reflectance (IR):	94%+
Water Vapor Transmission (ASTM E 96):	0.02
Puncture Resistance:	60 lb./in.
Mold and Mildew:	No Growth
Emittance:	Less than 0.06
Tensile Strength:	3.7 N/mm
Pliability:	No Cracking
Hot Surface Performance:	250° Passed

Note: Not for use in direct contact on surface temperatures that are 180° F or greater.

TESTING & CERTIFICATIONS

- Thermal Performance ASTM C335
- Thermal Conductivity and Thermal Resistance of Blanket ASTM C518
- Hot Surface Performance ASTM C411
- Flame Spread and Smoke Density ASTM E84
- Fungus Resistance Mil-Std 810B Method 508
- Pliability Test ASTM C1224
- Sound Absorption Test ASTM C423 and ASTM E795
- Sound Transmission Loss ASTM E90 and ASTM E413
- Water Vapor Transmission ASTM E96
- Tensile Strength ASTM D751
- Emittance Testing ASTM C1371
- Bleeding and Delamination ASTM C1668
- Intertek: Test for Surface Burning Characteristics of Building Materials ASTM E84-10b (Taped Joint Detail) Test Report # 100402776SAT-001D Rev 1
- Intertek: Test for Surface Burning Characteristics of Building Materials ASTM E84-10 (Unslit) Test Report # 100054110SAT-007G Rev 1
- R&D Services: Resistance to the Growth of Fungi ASTM C1338-00 Test Report # RD10510
- State of California



- State of California Licensed Insulation Manufacturer
- State of Minnesota: Filed with Minnesota Insulation Standards Program
- R&D Services Emittance Testing
- R&D Services: Physical Properties Sheet Width, Length, Pliability, Water Vapor Permanence and Aged Water Vapor Permanence
- R&D Services: Water Vapor Transmission Test ASTM-E96 (Dessicant Method)

MANUFACTURER'S SUGGESTED INSTALLATION INSTRUCTIONS

NOTE: Installation instructions and illustrated drawings are recommendations only, while proper local construction methods are the responsibility of the installer.

ROUND OR RECTANGULAR DUCTS

- Make sure all metal joints, seams and penetrations are sealed.
- Verify circumference of the duct.
- Rectangular Duct: Cut the Reflectix® product to this length plus the width of the top panel of the duct.
- Round Duct: Cut the Reflectix® product to this length plus an additional 25% in length.
- Wrap the product around the duct and overlap the top panel (rectangular) or upper 25% (round) of the duct.
- Securely tape the linear and circumference seams with a UL 181 approved tape (goal is an air-tight, snug seam seal). Do not leave any exposed duct or space where air can enter between the duct and the Reflectix®.

PLEASE NOTE REGARDING HANGERS:

Strap Hanger: Wrap Reflectix® with the seam at the hanger. Tape seam tightly around hanger.

NOTE: Not to be used as duct liner.

